



PERIBOARD-318/319/518/519

User Manual



VALUE
CREATOR



Perixx's warranty obligations are limited to the terms set forth below. Perixx warrants this hardware product against defects in materials and workmanship for a period of one (1) year from the date of original invoice.

If you discover a defect, Perixx will, at its option, repair or replace the product at no charge to you, provided you return it during the warranty period with shipping charges pre-paid to Perixx. You must contact Perixx for a Return Merchandise Authorization number (RMA) prior to returning any product. For each product returned for warranty service, please include your name, shipping address (no P.O. Box), telephone number, a copy of the bill of sale as proof of purchase and make sure that the package is clearly marked with your RMA number.

THE WARRANTY AND REMEDIES SET FORTH ABOVE ARE EXCLUSIVE AND IN LIEU OF ALL OTHERS, WHETHER WRITTEN, ORAL, EXPRESS OR IMPLIED. PERIXX SPECIFICALLY DISCLAIMS ANY AND ALL IMPLIED WARRANTIES, INCLUDING AND WITHOUT LIMITATION, WARRANTIES OF MERCHANTABILITY AND FITNESS FOR A PARTICULAR PURPOSE. NO PERIXX DEALER, AGENT, OR EMPLOYEE IS AUTHORIZED TO MAKE ANY MODIFICATION, EXTENTION OR ADDITION TO THIS WARRANTY.

PERIXX IS NOT RESPONSIBLE FOR SPECIAL, INCIDENTAL OR CONSEQUENTIAL DAMAGES RESULTING FROM ANY BREACH OF WARRANTY, OR UNDER ANY LEGAL THEORY, INCLUDING BUT NOT LIMITED TO LOST PROFITS, DOWNTIME, GOODWILL, DAMAGE TO OR REPLACEMENT OF EQUIPMENT OR PROPERTY AND ANY COST OF RECOVERING, REPROGRAMMING OR REPLRODUCING ANY

PROGRAM OR DATA STORED IN OR USED WITH PERIXX PRODUCTS. PERIXX'S MAXIMUM LIABILITY FOR ANY AND ALL DAMAGES ARISING OUT OF USE OF THE PRODUCT SHALL BE LIMITED TO THE AMOUNTS PAID BY PURCHASER FOR SUCH PRODUCT.



Caution

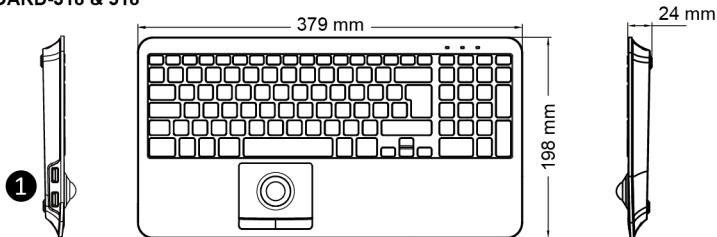
- The manufacturer and re-resellers are not responsible for any malfunctions, damage, or personal injury incurred by:
 - ▶ A misuse of the product
 - ▶ Any attempt to dismantle, change or modify the product in any manner
- You are cautioned that changes or modifications not expressly approved by the party responsible for the compliance could void your authority to operate the equipment.
- Mandatory repair charges are required for the following conditions, within the guarantee period:
 - ▶ Malfunction or damage is due to misuse or improper alteration or repair.
 - ▶ Malfunction or damage caused by the falling after the purchase.
 - ▶ Malfunction or damage is caused by a fire, salt, gas, earthquake, lighting, wind, water, or other natural calamities, or abnormal voltage.
 - ▶ Malfunction or damage is caused by other devices connected to the keyboard.
- All brand names, trademarks and logos are the properties of their respective owners.

Please Note: Long-term repetitive use of any keyboard could cause injury to user. Perixx recommends users avoid excessive use of this or any keyboard.

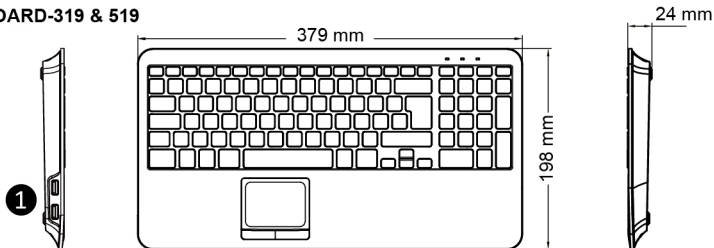


Product Illustration

PERIBOARD-318 & 518



PERIBOARD-319 & 519



1 2* USB Hubs

“PeriXX recommend to use only mouse, keypad, or USB drive on the 2 USB 2.0 hubs. For those high-power required USB device (More than 200mA) like hard drive or DVD player, please do not use them on the keyboard hubs. With excess power consumption (Total 350mA/5V), all connected USB device may not work properly”



Table of Content

English	6
Deutsch	11
ESPAÑOL	16
Français	21
ITALIANO	26
日本語	36
简中	41
繁中	

English (EN)

Caution

- The manufacturer and re-resellers are not responsible for any technical malfunctions, damage, or personal injury incurred by:
 - ▶ Any attempt to dismantle, change or modify the product in any manner
 - ▶ Malfunction or damage due to misuse or improper alteration or repair.
 - ▶ Malfunction or damage caused by external influence such as falling
 - ▶ Malfunction or damage is caused by a fire, salt, gas, earthquake, lightning, wind, water, or other natural calamities, or abnormal voltage.
 - ▶ Malfunction or damage is caused by other devices connected to the products.
 - ▶ Malfunction or damage is caused by high temperature, humid, greasy, dusty and hazardous environment.
- You are cautioned that changes or modifications not expressly approved by Perixx Computer GmbH could void your authority to operate the equipment.
- All brand names, trademarks and logos are the properties of their respective owners.

Please Note: Long-term repetitive use of any keyboard and mouse could cause injury to user. Perixx recommends users to avoid excessive use of this or any keyboard and mouse.



English (EN)


























Introduction

Thank you for your purchase of Perixx product. PERIBOARD can create comfortable and outstanding performance with its quality design and competitive price. It is an ideal solution for office, home and travelling needs. It is easy to install and use with plug and play feature. There is no need to install any driver or software. You can use it with various applications like Home Theater PCs, Internet TV, All-in-one PC, Notebook, and your Desktop PC.

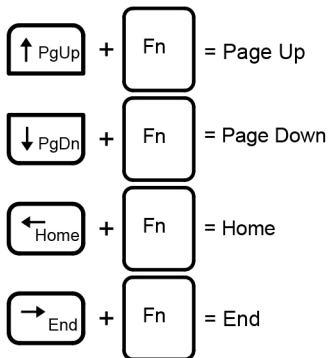
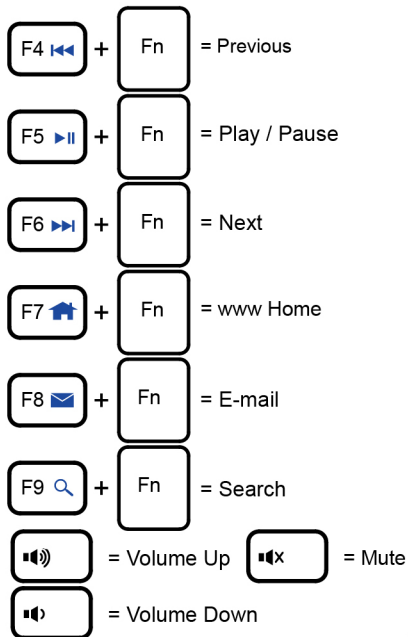
System Requirements

- Operating System: Microsoft Windows XP, Vista, 7, 8
- 1 x Free USB Port

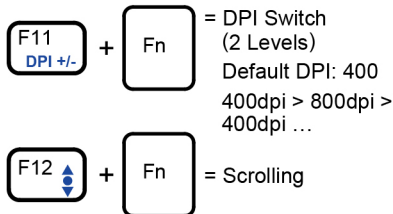
Hot Keys PERIBOARD-318 & 319

 +  = Previous	 +  = Page Up
 +  = Play / Pause	 +  = Page Down
 +  = Next	 +  = Home
 +  = www Home	 +  = End
 +  = E-mail	 = Mute
 +  = Search	 = Volume Down
 +  = Lighting Switch (4 Levels) 0% > 50% > 75% > 100% > 0%	 = Volume Up








Hot Keys PERIBOARD-518 & 519



PERIBOARD-518 Only



Multitouch (PERIBOARD-319/519)

	Gesture	Function	Description
1		One Finger Slide	Move mouse cursor
2		One Finger Touch	Tap the touchpad once as single-click
3		2 Finger Tap	Mouse right button click
4		Double Click	Tap the touchpad twice as mouse left button double click
5		Tag and Drop	Tag the touchpad once to select the item and apply the 2nd click to perform the Drop function
6		Vertical scroll	Tag the touchpad up and down to perform the vertical scroll function
7		Zoom in/out	Use thumb and index finger to zoom in or zoom out

Bitte beachten Sie:

- Der Hersteller sowie die Wiederverkäufer sind nicht verantwortlich für technische Defekte, Schäden oder mögliche Verletzungen verursacht durch:
 - ▶ Versuche, den Artikel zu demontieren oder in jeglicher Form zu verändern
 - ▶ Zweckentfremdung oder eigene Reparaturen
 - ▶ Fremdeinwirkung wie z.B. Sturz oder Schlag
 - ▶ Feuer, Gas, Erdbeben, Blitz, Wind, Wasser, Überspannung oder jede andere Form von äußerer Gewalt
 - ▶ Andere mit der Tastatur verbundene Geräte
 - ▶ Zu hohe Temperaturen oder eine feuchte, staubige oder gefährliche Umgebung
- Der Benutzer wird darauf hingewiesen, dass Änderungen oder Modifizierungen an der Gerätschaft, die von Perixx Computer GmbH nicht ausdrücklich genehmigt sind, die Erlaubnis des Benutzers zur Inbetriebnahme des Gerätes außer Kraft setzen könnten.
- Alle Markennamen, Warenzeichen und Logos sind Eigentum von Perixx.

Die übermäßige Langzeit-Verwendung jeder Tastatur und Maus kann zu Verletzungen führen. Perixx empfiehlt Benutzern den übermäßigen Gebrauch von jeglicher Tastatur und Maus zu vermeiden.

















Deutsch (DE)












Das PERIBOARD ist eine ideale Lösung für mobile und Heim- Anwendungen. Die Tastatur lässt sich einfach installieren und kann mit Digitalen Multimedia Anwendungen wie Media Center PCs, Heim-Kino PCs, Internet TV und Car PCs genutzt werden.

System Voraussetzungen:



- Betriebssysteme: Microsoft Windows ME/XP/Vista/7/8/10
- 1 x freier USB Port



Hot Keys PERIBOARD-318 & 319



	+		= Vorheriges Lied
	+		= Play / Pause
	+		= Nächstes Lied
	+		= Browser Startseite
	+		= E-mail
	+		= Suche
	+		= Helligkeitsregelung



	+		= Seite nach oben
	+		= Seite nach unten
	+		= Home
	+		= Seitenende
			= Stumm
			= Vol -
			= Vol +



Hot Keys PERIBOARD-518 & 519



 +  = Vorheriges Lied



 +  = Play / Pause


 +  = Nächstes Lied



 +  = Browser Startseite



 +  = E-mail

 +  = Suche



 = Vol +  = Vol -

 = Stumm


 +  = Seite nach oben



 +  = Seite nach unten

 +  = Home








 +  = Seitenende

PERIBOARD-518 Only

 +  = DPI Schalter
Standardwert: 400
400dpi > 800dpi >
400dpi ...

 +  = Vertikal Scrollen

Multitouch (PERIBOARD-319/519)

	Geste	Funktion	Beschreibung
1		Mauszeiger bewegen	Einen Finger bewegen
2		Einfaches Klicken	Für einen einfachen Klick einmal mit dem Finger antippen
3		Rechtsklick	Antippen mit 2 Fingern erzeugt Rechtsklick
4		Doppelklick	Zweifaches Antippen des Touchpads entspricht dem Doppelklick der linken Maustaste
5		Markieren und Verschieben (Drag and Drop)	Zum Markieren einmal klicken und beim zweiten Klick halten und verschieben
6		Vertikal Scrollen	Auf-und Ab Bewegen von zwei Fingern
7		Zoomfunktion	Daumen und Zeigefinger entgegengesetzt bewegen um rauszuzoomen, zueinander bewegen um zu zoomen

Tenga en cuenta:

- El fabricante y los distribuidores no son responsables de los defectos técnicos, daño o perjuicio causado por:
 - intentos de desmantelar o cambiar el producto en cualquier forma
 - apropiación indebida o propias reparaciones
 - influencias externas como caída o un golpe
 - fuego, gas, terremotos, rayos, viento, agua o cualquier otra forma de fuerza externa
 - Otros dispositivos conectados al teclado
 - temperaturas altas o un ambiente húmedo, polvoriento o peligroso
- Se advierte al usuario que los cambios o modificaciones del producto que no estén aprobados expresamente por Perixx Computer GmbH, permiten anular el uso del dispositivo al usuario.
- Todos los nombres de marcas, marcas comerciales y logotipos son propiedad de Perixx.

El uso excesivo a largo plazo de cualquier teclado y el ratón puede causar lesiones. Perixx recomienda evitar el uso excesivo de cualquier teclado y ratón.



ESPAÑOL (ES)

PERIBOARD es la solución ideal para redes móviles y domésticas. Es fácil de instalar y de usar con conectividad inalámbrica para aplicaciones digitales multimedia, centros multimedia en ordenador, televisión por internet y ordenadores para la coche.

Requisitos del sistema

- Sistema operativo: Microsoft Windows ME/XP/Vista/7/8/10.
- 1 puerto USB libre

Teclas de acceso rápido /Hot Keys (PERIBOARD-318 & 319)

+ = Canción anterior	+ = Página arriba
+ = Play / Pausa	+ = Página abajo
+ = Canción siguiente	+ = Inicio
+ = Inicio navegador web	+ = Fin de la página
+ = E-Mail	= Silencio
+ = Búsqueda	= Vol -
+ = Ajuste de la iluminación	= Vol +

Hot Keys PERIBOARD-518 & 519

+ = Canción anterior

+ = Play / Pausa

+ = Canción siguiente

+ = Inicio navegador web

+ = E-mail

+ = Búsqueda

= Vol + = Vol -

= Silencio

+ = Página arriba

+ = Página abajo

+ = Inicio








+ = Fin de la página

PERIBOARD-518 Only

+ = Interruptor DPI (400 / 800 DPI)
Valor nominal: 400
400dpi > 800dpi > 400dpi ...

+ = Scroll vertical

Multitouch (PERIBOARD-319/519)

	Gesto	Función	Descripción
1		Mover el cursor	Mover un dedo
2		Clic solo	Toque una vez el touchpad para hacer un clic
3		Clic derecho	Haga clic derecho tocando con 2 dedos
4		Doble clic	Tocar 2 veces corresponde al doble clic
5		Tocar y arrastrar	Haga un click para resaltar y arrastre al segundo click
6		Scroll vertical	Mover hacia arriba y abajo con dos dedos para scroll vertical
7		Zoom	Mover pulgar y el índice uno a otro para acercar (zoom) y aparte para alejar

Avertissement

- Le fabricant et re-vendeurs ne sont pas responsable des défaillances techniques, des dommages ou des blessures occasionnées par:
 - Toute tentative de démonter, changer ou modifier le produit de quelque manière
 - Dysfonctionnement ou dommages à cause d'une mauvaise utilisation ou une modification incorrecte ou la réparation.
 - Dysfonctionnement ou dommages causé par la chute après l'achat.
 - Dysfonctionnement ou dommages sont causés par un incendie, le sel, le gaz, tremblement de terre, la foudre, le vent, l'eau, ou d'autres calamités naturelles, ou d'une tension anormale.
 - Dysfonctionnement ou les dommages sont causés par d'autres appareils connectés au clavier.
 - Dysfonctionnement ou dommage est causé par une température élevée, environnement humide, grasse, poussiéreux et dangereux
- Vous êtes averti que des changements ou des modifications ne sont pas expressément approuvés par le responsable tiers pour la conformité pourraient annuler votre autorité quant à utiliser cet appareil.
- Tous les noms de marque, marques et logos sont la propriété de leurs propriétaires respectifs.

S'il vous plaît noter: l'utilisation répétitive à long terme d'un clavier et une souris pourrait causer des blessures à l'utilisateur. Perixx recommande aux utilisateurs d'éviter l'utilisation excessive de ce ou tout clavier et la souris.



FRANÇAIS (FR)


























PERIBOARD est une solution idéale pour les besoins de réseau à domicile et mobile. Facile à installer, il utilise la connectivité sans fil pour les applications numériques multimédia, les médiathèques, les home cinéma, la TV par Internet et les cars PC.

Configuration requise

Systèmes d'exploitation : Microsoft Windows ME/XP/Vista/7/8/10.

- 1 x Port USB libre

Raccourcis clavier(PERIBOARD-318 & 319)

	+		=	chanson précédente		+		=	page up
	+		=	lecture/pause		+		=	page down
	+		=	chanson suivante		+		=	Home
	+		=	navigateur Startseite		+		=	Aller à la fin de la page
	+		=	E-mail		=		=	désactiver le volume
	+		=	Recherche		=		=	Vol -
	+		=	Régler la luminosité du clavier en éclairage		=		=	Vol +

Raccourcis clavier(PERIBOARD-518 & 519)

+ = chanson précédente

+ = lecture/pause

+ = chanson suivante

+ = navigateur Startseite

+ = E-mail

+ = Recherche

= Vol + = Vol -

= désactiver le volume

+ = page up

+ = page down

+ = Home








+ = Aller à la fin de la page

PERIBOARD-518 Only

+ = DPI Switch
(400 / 800 DPI)
Valeur nominale: 400
400dpi > 800dpi >
400dpi ...

+ = Déplacement vertical

Multi-tactile (PERIBOARD-319/519)

	Gestes	Fonction	Description
1		Déplacez le curseur	déplacer le pointeur de la souris
2		Toucher pour cliquer	Appuyez une fois sur le pavé tactile pour faire un clic
3		Fais le clic droit	Faire un clic droit en tapant simultanément à deux doigts
4		double-cliquer	Appuyez deux fois pour faire un double-clic
5		Faire glisser	Pour faire glisser un élément, appuyez une fois sur le pavé tactile pour sélectionner l'élément en question et faites glisser votre doigt pour déplacer l'élément
6		Déplacement vertical	Monter et descendre avec deux doigts pour faire défiler verticalement
7		Zoomer	À l'aide de deux doigts pour agrandir ou en dehors une page Web ou un PDF

Attenzione

- Il produttore e i rivenditori non sono responsabili per eventuali malfunzionamenti tecnici, danni o lesioni personali causati da:
 - Qualsiasi tentativo di smantellare, cambiare o modificare il prodotto in qualsiasi modo
 - Malfunzionamenti o danni dovuti ad uso, alterazione o riparazione impropri.
 - Malfunzionamenti o danni causati da fattori esterni come la caduta
 - Malfunzionamenti o danni causati da incendi, sale, gas, terremoti, fulmini, vento, acqua, o altre calamità naturali, ovvero da voltaggio anomalo.
 - Malfunzionamenti o danni causati da altri dispositivi connessi al prodotto.
 - Malfunzionamenti o danni causati da alte temperature ovvero da ambiente umido, grasso, polveroso o pericoloso.
- Si avvisa che alterazioni o modifiche non espressamente approvate da Perixx Computer GmbH potrebbero annullare il vostro permesso di utilizzare l'apparecchiatura.
- Tutte le etichette, i marchi e loghi sono di proprietà dei rispettivi titolari.

Nota: A lungo termine l'uso ripetitivo di qualsiasi tastiera e mouse potrebbe causare lesioni all'utente. Perixx consiglia agli utenti di evitare l'uso eccessivo di questa o di qualsiasi altra tastiera o mouse.

PERIBOARD è una soluzione ideale per le necessità delle reti domestiche e di medie dimensioni. È facile da installare e utilizzare con connettività wireless per applicazioni multimediali digitali, PC media center, PC home theater, TV via Internet e PC portatili per auto.

Requisiti di sistema

- Sistema operativo: Microsoft Windows ME/XP/Vista/7/8/10.
- 1 porta USB libera

scorciatoie da tastiera /Hot Keys (PERIBOARD-318 & 319)

+ = traccia precedente

+ = Play / Pausa

+ = traccia successiva

+ = pagina iniziale

+ = E-mail

+ = ricerca

+ = Regolazione della retroilluminazione della tastiera

+ = Pagina su

+ = Pagina giù

+ = Home

+ = andare al fondo della pagina

= Muto

= volume basso

= volume su

scorciatoie da tastiera /Hot Keys (PERIBOARD-518 & 519)

+ = traccia precedente

+ = Play / Pausa

+ = traccia successiva

+ = pagina iniziale

+ = E-mail

+ = ricerca

= volume basso

= volume su = Muto

+ = Seite nach oben

+ = Seite nach unten

+ = Home








+ = Seitenende

PERIBOARD-518 Only

+ = DPI regolabili (400 / 800 DPI)
Valore nominale: 400
400dpi > 800dpi > 400dpi ...

+ = scorrere verticalmente

multitocco (PERIBOARD-319/519)

	Gesto	Funzione	Descrizione
1		Spostare il cursore	spostare il puntatore del mouse
2		Toccare	Fare clic toccando il touchpad una sola volta
3		pulsante destro del mouse	Pulsante destro del mouse toccando con 2 dita
4		Fare doppio clic	Fare doppio clic toccando il touchpad due volte
5		Toccare e trascinare	Per trascinare un elemento, toccare il TouchPad una volta per selezionare l'elemento, quindi far scorrere il dito per spostarlo.
6		scorrere verticalmente	Scorrimento con due dita
7		Zoom	Questo gesto ti permette di usare lo zoom per ingrandire e ridurre

保証規定のご注意

- 保証期間中でも次の場合は、弊社若しくは再販売業者が保証対象外と判断させていただきます。
 - ▶ 弊社および弊社が指定する機関以外の第三者ならびにお客様による改造、分解、修理により故障した場合。
 - ▶ 乱用、誤用などによる故障・損傷が生じた場合。
 - ▶ お取扱上の不注意(落下、衝撃、水掛り、砂・泥の付着、機器内部への水・砂・薬品の入り込みなど)により故障した場合。
 - ▶ 地震、火災、落雷、風水害、その他の天変地異、公害、異常電圧などの外的要因により故障した場合。
 - ▶ 弊社が定める機器以外に接続、または組み込んで使用し、故障または破損した場合。
 - ▶ 通常一般家庭内で想定される使用環境の範囲を超える温度、湿度、振動等、若しくは手入れの不備(カビ発生、チリ・ホコリ等)により故障した場合。
 - ▶ その他、無償修理または交換が認められない事が発見された 場合。
- 利用規約を遵守いただけない場合(不当な改造や修理等)には、本製品の使用を制限させていただきます場合がございます。何卒ご了承ください。
- 本書に記載のブランド名、ロゴマーク商標権はPerixxが所有しています。

ご注意: マウスやキーボードなどを長時間操作すると、手や腕や首、肩などに深刻な障害を引き起こす恐れがあります。長時間連続のご使用をお控えください。



日本語 (JA)

PERIBOARDは家庭及びモバイル式のネットワークのニーズにとって理想的な解決策です。簡単に装置しワイヤレスでデジタルマルチメディアアプリケーション、メディアセンターパソコン、ホームシアターパソコン、インターネットテレビ、そして車載パソコンと接続することができる。

必要な環境

- OS環境: Microsoft Windows ME/2000/XP/Vista/7/8/10.
- 1 x Free USBポート



ファンクションキー PERIBOARD-318 & 319



	+		= 前へ
	+		= 再生/一時停止
	+		= 次へ
	+		= ブラウザ
	+		= Eメール
	+		= 検索
	+		= LED 切替(4レベル) 0%>50%>75%>100%

	+		= ページアップ
	+		= ページダウン
	+		= ホーム
	+		= エンド
			= ミュート
			= 音量小
			= 音量大

ファンクションキー PERIBOARD-518 & 519



 +  = 前へ

 +  = 再生/一時停止


 +  = 次へ



 +  = ブラウザ



 +  = Eメール



 +  = 検索



 = 音量大  = 音量小

 = ミュート



 +  = ページアップ



 +  = ページダウン

 +  = ホーム

 +  = エンド

PERIBOARD-518 Only

 +  = DPI切替
(400 / 800 DPI)
初期値: 400
400dpi > 800dpi >
400dpi ...

 +  = 縦スクロール

マルチタッチ (PERIBOARD-319/519)

	ジェスチャー	機能	説明
1		1本指でスライド	マウスカーソルを移動します。
2		1本指でタッチ	1本指で一回タップするとクリックになります。
3		2本指タップ	2本指で同時にタップすると右クリックになります。
4		ダブルクリック	2回タップするとダブルクリックになります。
5		ドラッグ&ドロウ	対象となるアイコンやウィンドウをマウスポインタで掴むようにタッチしたまま動かし、目的の場所でタッチパッドを離します。
6		縦スクロール	2本の指で上下にスライドします。
7		ズームイン/ ズームアウト	2本の指でつまむと画面が縮小され、開くと拡大されます。



简体中文 (SC)

注意

- 制造商和经销商不对以下行为所导致的任何技术故障损失或人身伤害承担责任
 - ▶ 以任何方式企图拆除，更改或修改产品引起的故障或损坏
 - ▶ 由于误用或不当更改，修理故障引起的故障或损坏
 - ▶ 由于购买后摔落产品引起的故障或损坏
 - ▶ 由于火，盐，气体，地震，曝晒，风，水，或其他自然灾害，或异常电压引起的故障或损坏
 - ▶ 由于产品连接到其它设备引起的故障或损坏。
 - ▶ 由于高温，潮湿，油腻，多尘和危险的环境引起的故障或损坏
- 请注意，若由未经合规责任方明确批准的变更或修改，可能使用户失去对设备的操作权限
- 所有的品牌名称，商标和标志是其各自所有者的财产

请注意：长期反复使用键盘和鼠标可能对用户造成伤害。Perixx建议用户避免过度使用任何键盘和鼠标。



简体中文 (SC)

PERIBOARD为公司和家庭使用者提供一个完美的解决方案。安装简单，让使用者可以立即搭配数位多媒体使用，如：多媒体电脑、家庭电影院、网络电视和车用电脑。

系统需求

- 操作系统：微软 Windows ME/XP/Vista/7/8/10.
- 1 个USB 接口

PERIBOARD-318 & 319 快捷键

+ = 上一首

+ = 播放/暂停

+ = 下一首

+ = 主页

+ = 电子邮件

+ = 搜索

+ = 亮度切换 (4级亮度)
0%>50%>75%>100%>0%

+ = 上一页

+ = 下一页

+ = 首页

+ = 尾页

= 静音

= 调低音量

= 调高音量

PERIBOARD-518 & 519 快捷键

+ = 上一首

+ = 播放/暂停

+ = 下一首

+ = 主页

+ = 电子邮件

+ = 搜索

= 静音 = 调低音量

= 调高音量

+ = 上一页

+ = 下一页

+ = 首页

+ = 尾页

PERIBOARD-518 专属功能键

+ = DPI切换
(400/800 DPI)
预设 DPI: 400
400dpi > 800dpi >
400dpi ...

+ = 竖向滚轮

多点触控 (PERIBOARD-319/519)

	手势	功能	说明
1		单指移动	任意界面移动光标
2		单指单击	鼠标左键, 选择目标
3		双指单击	鼠标右键
4		单指双击	选择图标并进入
5		拖拽功能 (单击左键+左键+移动)	桌面移动图标
6		竖向滚轮	上下滚动及翻页
7		放大缩小	图片放大缩小



繁體中文 (TC)

注意

- 製造商和經銷商不對以下行為所導致的任何技術故障損失或人身傷害承擔責任
 - ▶ 以任何方式企圖拆除，更改或修改產品引起的故障或損壞
 - ▶ 由於誤用或不當更改，修理故障引起的故障或損壞
 - ▶ 購買後摔落產品引起的故障或損壞
 - ▶ 由於，鹽，氣體，地震，曝曬，風，水，或其他自然災害，或異常電壓引起的故障或損壞
 - ▶ 由於產品連接到其它設備引起的故障或損壞。
 - ▶ 由於高溫，潮濕，油膩，多塵和危險的環境引起的故障或損壞
- 請注意，若由未經合規責任方明確批准的變更或修改，可能使使用者失去對設備的操作許可權
- 所有的品牌名稱，商標和標誌是其各自所有者的財產

請注意：長期反覆使用鍵盤和滑鼠可能對用戶造成傷害Perixx建議用戶避免過度使用任何鍵盤和滑鼠。




























繁體中文 (TC)

PERIBOARD為公司和家庭使用者提供一個完美的解決方案。 安裝簡單，讓使用者可以立即搭配數位多媒體使用，如：多媒體電腦、家庭電影院、網路電視和車用電腦。

系統需求



- 作業系統：微軟 Windows ME/XP/Vista/7/8/10.
- 1 個USB 埠



PERIBOARD-318 & 319 快捷鍵



	+		=	上一首			+		=	上一頁
	+		=	播放/暫停			+		=	下一頁
	+		=	下一首			+		=	首頁
	+		=	主頁			+		=	尾頁
	+		=	電子郵件			=	靜音		
	+		=	搜尋			=	調低音量		
	+		=	亮度切換 (4級亮度) 0%>50%>75%>100%>0%			=	調高音量		


PERIBOARD-518 & 519 快捷鍵



 +  = 上一首

 +  = 播放/暫停


 +  = 下一首


 +  = 主頁



 +  = 電子郵件



 +  = 搜尋



 = 靜音  = 調低音量

 = 調高音量



 +  = 上一頁

 +  = 下一頁

 +  = 首頁

 +  = 尾頁

PERIBOARD-518 專屬功能鍵

 +  = DPI切換
(400 / 800 DPI)
預設 DPI: 400
400dpi > 800dpi >
400dpi ...

 +  = 豎向滾輪

多點觸控 (PERI BOARD-319/519)

	手勢	功能	說明
1		單指移動	任意界面移動游標
2		單指單點	滑鼠左鍵，選擇目標
3		雙指單點	滑鼠右鍵
4		單指雙點	選擇圖示並進入
5		拖拽功能 (單點左鍵+左鍵+移動)	桌面移動圖示
6		豎向滾輪	上下滾動及翻頁
7		放大縮小	圖片放大縮小

perlxx

VALUE
CREATOR